

The facts are;

Introduction

According to <http://www.sowetanlive.co.za/2014/09/19/why-is%20g>. Reason for ongoing violence in small Western Cape of Grabouw include lack of service delivery, political interference and a “third” force. Service delivery was the most obvious

Background

Theewaterskloof municipality is situated in Western Cape Province, it is formed the seven main places, namely, Villiersdorp, Botriver, Caledon, Riviersonderend, Greyton, and Genadendal. The municipality has a total population of 108 789.

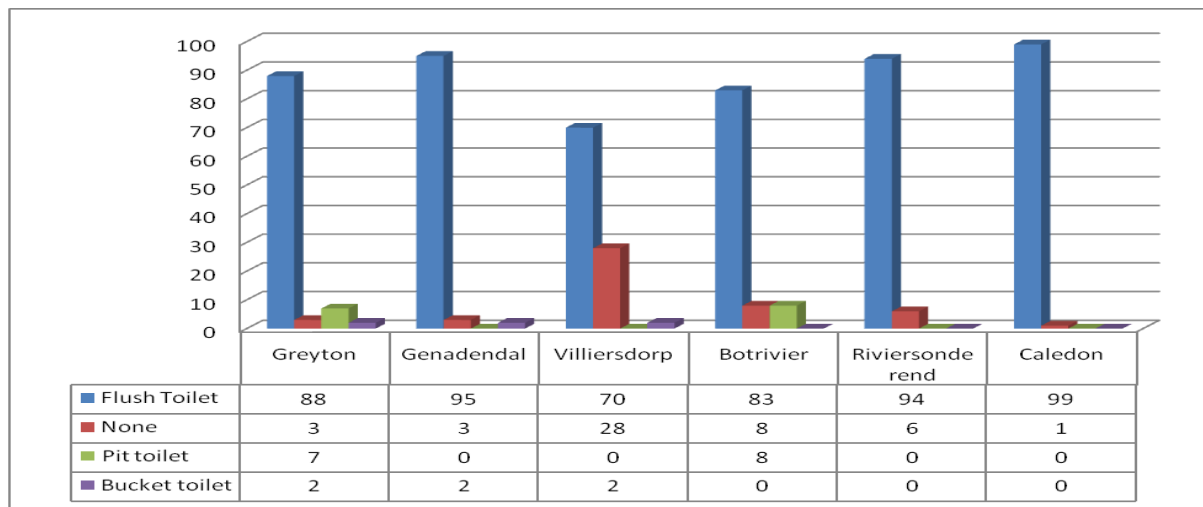
Table1: % Energy for lighting

Main Place	Electricity	Gas	Paraffin	Candles (not a valid option)
Greyton	99	0	0	0
Genadendal	96	0	0	3
Villiersdorp	62	0	30	7
Botriver	81	0	2	16
Riviersonderend	94	1	1	4
Caledon	98	0	0	1

Almost all main places in Theewaterskloof municipality have electricity for lighting with Greyton having the highest (99%) proportion of the households with electricity for lighting followed by Caledon (98%), Genadendal (96%) and Botriver (81%). Villiersdorp has the least proportion of households with electricity for lighting and the highest proportion of households who use paraffin as energy for lighting.

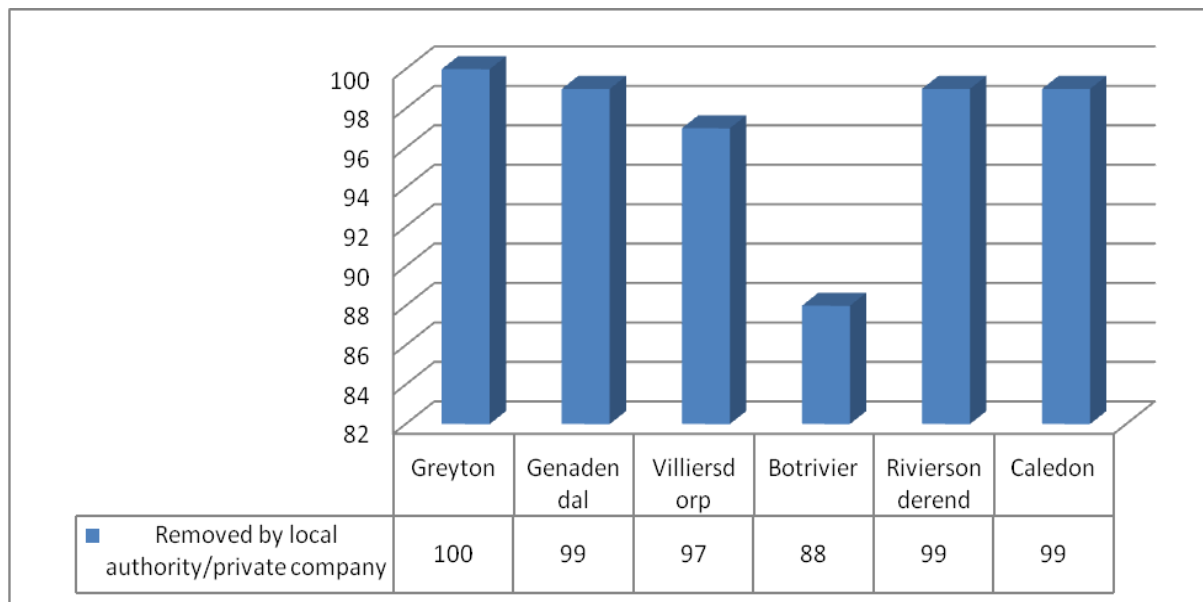
The Statistician-General says The facts are;

Figure2:%Toilet facilities



Caledon has the highest (99%) proportion of households with flushing toilets followed by Genadendal (95%), Riviersonderend (94%). 28% of households in Villiersdorp do not have toilet facilities. None of the households in Botriver and Caledon use bucket toilet system.

Figure2: % of Refuse removal



All (100%) households in Greyton have their refuse removed by local authority /private company. Genadendal, Riviersonderend and Caledon have the second largest (99%) proportion of households whose refuse is removed by local authority /private company followed by Botriver (88%).

The Statistician-General says

The facts are;

Figure3: Age-gender distribution

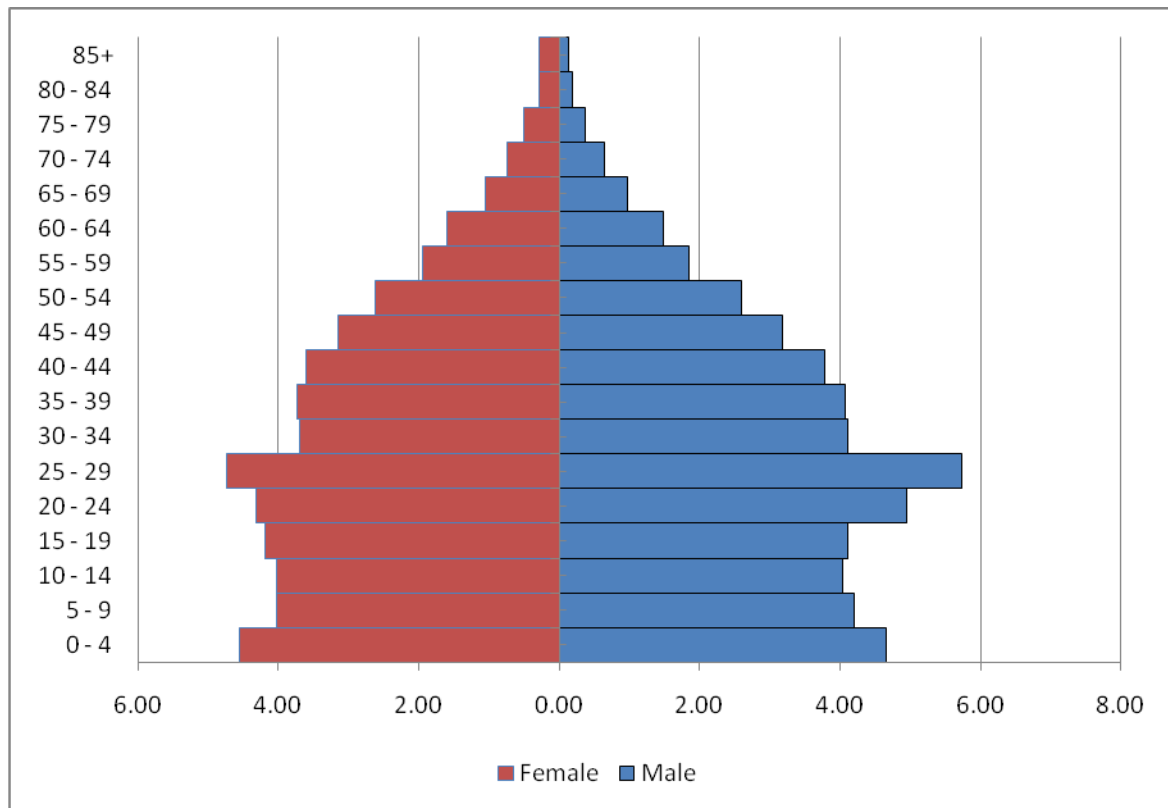


Figure 3 above indicates that majority of the people in Theewaterskloof municipality are between the ages 25-29 years followed by 20-24 years and lastly 0-4 years.

Conclusion

According to the data gathered the Theewaterskloof municipality performs well in terms of service delivery.